

● Date & Place

Monday, March 18, 2024 The Kobe Cruise Liner Luminous Kobe 2

Sea route: Kobe port - The Akashi-Kaikyo Bridge (the world's longest suspension bridge)

Boarding time: approx. 2.5 h

All passengers must complete check-in procedures before boarding.
Please remember to bring your boarding pass and be at the boarding point by **6:10 pm**.

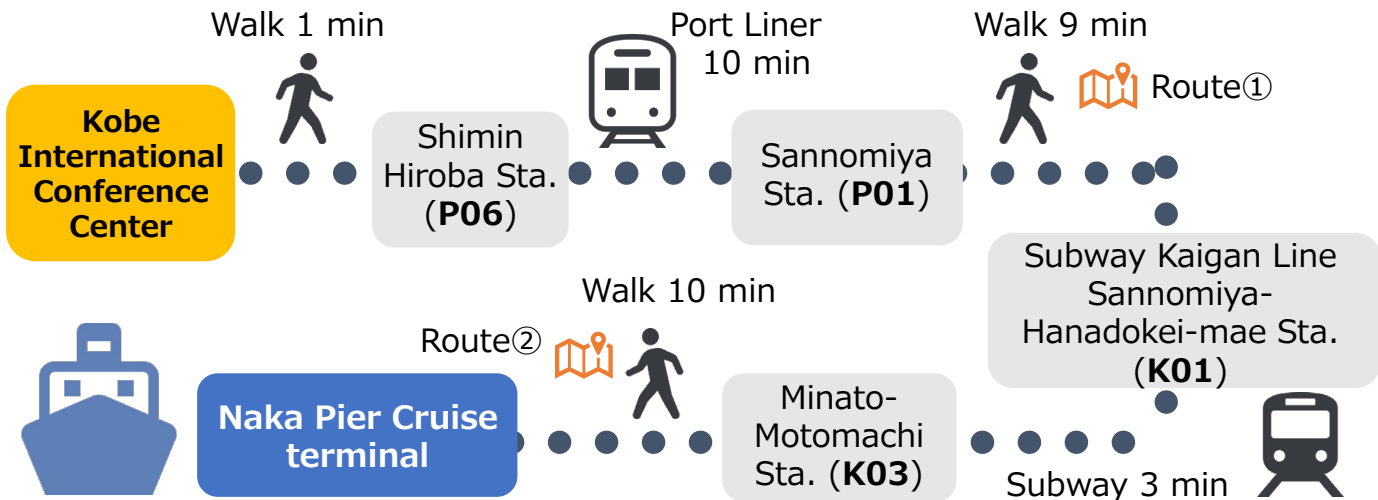
*Boarding point : Naka Pier Cruise Terminal 2F
(Kobe Meriken park Oriental Hotel 2F)

Schedule Check-in: 5:30pm - 6:10pm (ends at 6:20)

Boarding: 6:30pm Departure: 6:45pm

Please be punctual to ensure a scheduled departure.

● Access from the conference venue (Time required ~50min)



If you are planning to leave the venue after the award lecture scheduled for the afternoon of the 18th, the Port Liner is expected to be crowded.

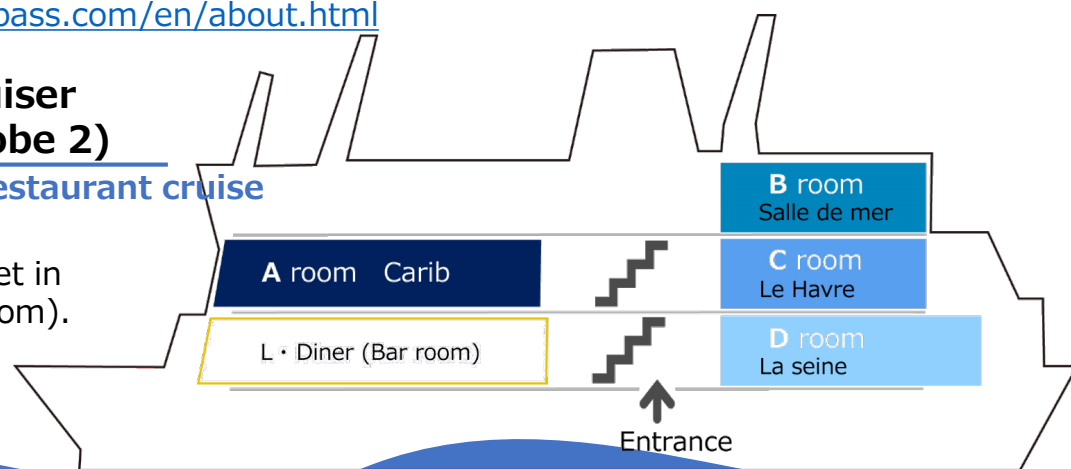
KANSAI ONEPASS is convenient for riding public transportation in the Kansai area, which covers from Kansai Airport to Kobe.

<https://kansaionepass.com/en/about.html>

● About the cruiser (Luminous Kobe 2)

Japan's largest restaurant cruise

We are planning a buffet style banquet in 4 rooms (+ bar room).



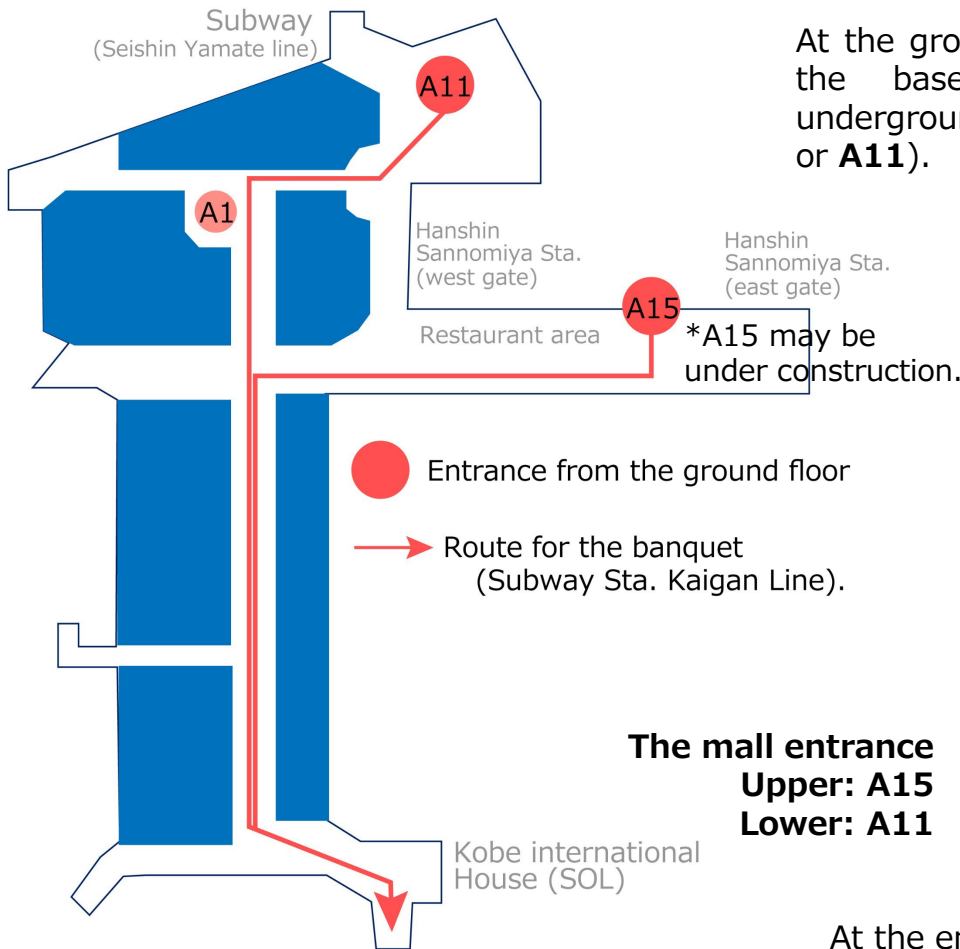
Route ① ● Sannomiya Sta. (Port Liner) ~Sannomiya · Hanadokei-mae Sta. (Subway Kaigan Line)

The Port Liner Sannomiya platform is on the 2nd floor. After exiting the ticket gate on the 1st floor, follow the directions for the subway (Kaigan Line [海岸線]) and go down to the basement floor.



The platform of Sannomiya Sta.

Area map of santika (Basement floor of Sannomiya Sta.)




At the ground floor, go down to the basement through the underground mall entrance (A15 or A11).



**The mall entrance
Upper: A15
Lower: A11**

At the end of santika, go towards the Kobe International House (left) and just after that, go along the right side and you will see the ticket gates for the Subway Kaigan Line.



Santika
The underground mall of Sannomiya

Go straight south along the santika street, following the directions to Kobe International Center or the Kaigan Line (subway).





Route ② ● Minatomotomachi Sta. (Subway Kaigan Line) - Cruiser passenger terminal

Take the Subway Kaigan Line (bound for Shin-Nagata) and get off at the second stop, **Minato Motomachi Sta. (K03)**.



After getting off at Minato Motomachi Sta., go to the ground level from **exit 2**.



Cross the street in front of you and go straight towards the sea.



When you reach the roundabout, go straight or cross the large road on the pedestrian bridge you see on your right.



Walk towards Port Tower, a landmark of Kobe.




Route ②

● **Minatomotomachi Sta. (Subway Kaigan Line)**
- **Cruiser passenger terminal**

Pass the Port Tower and continue straight.



After passing the Port Tower, you will see the wave-shaped Kobe Meriken Park Oriental Hotel.



When you arrive in front of the hotel, turn left and you will see an escalator leading to the hotel entrance.



Take the escalator to the hotel entrance (2nd floor).



Route ②

- **Minatomotomachi Sta. (Subway Kaigan Line)**
 - **Cruiser passenger terminal**



After getting off the escalator, go into the hotel.

Escalator arrival gate
Kobe Meriken Park Oriental Hotel entrance (2F)



There is an elevator in the hotel that takes you to the passenger terminal.

Reception of the Kobe Meriken Park Oriental Hotel



Go to the Passenger terminal by the elevator

Passenger terminal
(Banquet reception)



Please check-in at reception before boarding.
We look forward to meeting you soon.